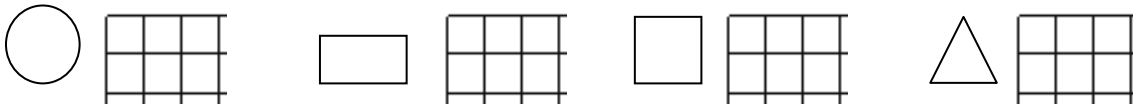
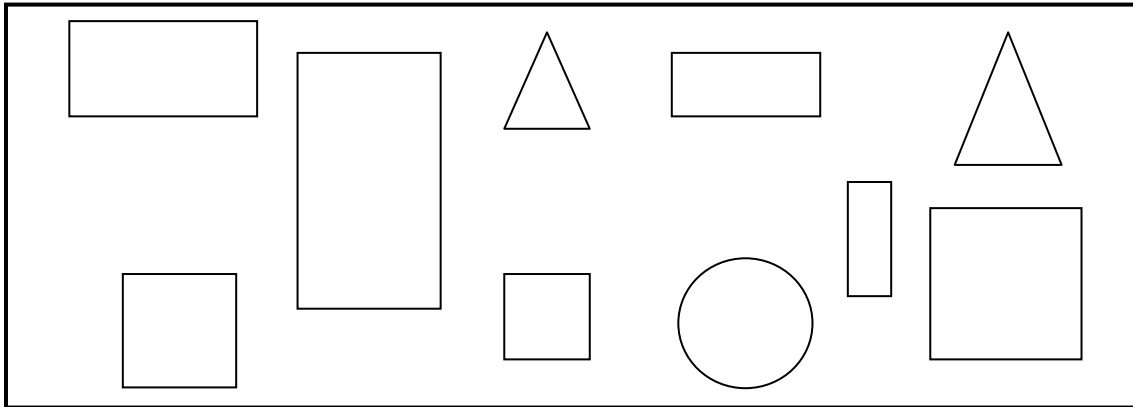


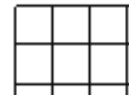



Sprawdzian 2 – edukacja matematyczna – rząd 1

.....


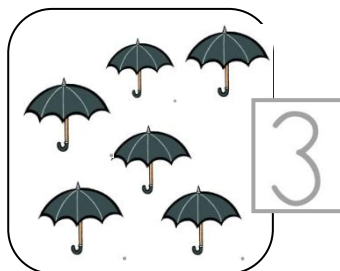

1. Policz figury geometryczne i wpisz odpowiednie liczby w kratkach.



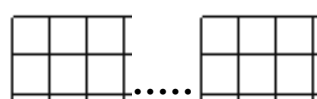
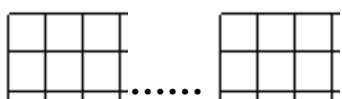
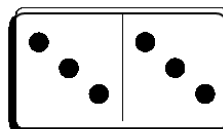
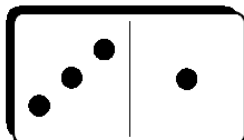
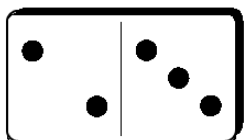
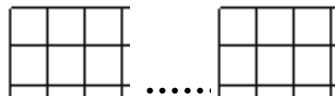

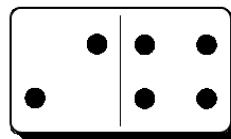
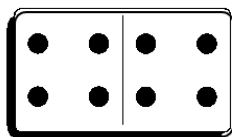
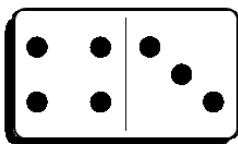
2. Dorysuj w każdej ramce 2 serca. Policz serca i wpisz liczby w ramkach.




3. Dorysuj lub skreśl tyle elementów, aby było ich tyle, ile pokazują liczby.



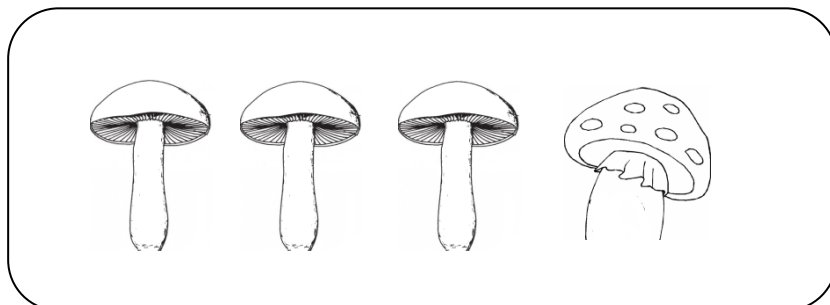
4. Policz kropki na kostkach domina. Zapisz ich liczbę w kratkach i wpisz właściwe znaki: <, >, =.



5. Policz jesienne dary. Uzupełnij liczby w kratkach.



1 i 2 to 

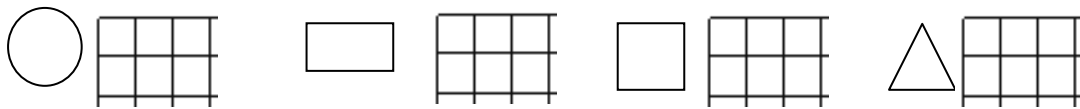
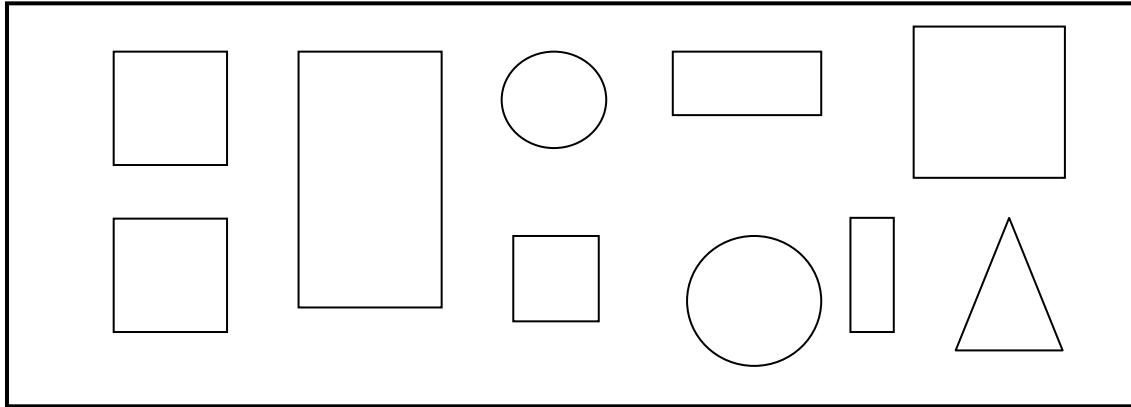


3 i 1 to 

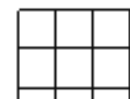



Sprawdzian 2 – edukacja matematyczna – rząd 2

.....



1. Policz figury geometryczne i wpisz odpowiednie liczby w kratkach.



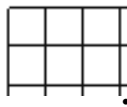
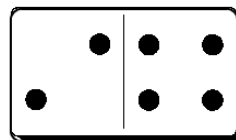
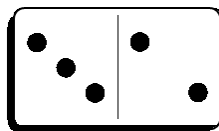
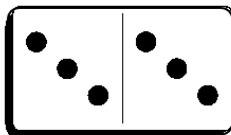
2. Dorysuj w każdej ramce 2 serca. Policz serca i wpisz liczby w ramkach.



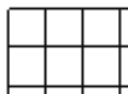
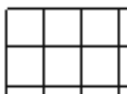
3. Dorysuj lub skreśl tyle elementów, aby było ich tyle, ile pokazują liczby.



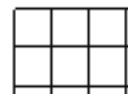
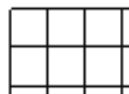
4. Policz kropki na kostkach domina. Zapisz ich liczbę w kratkach i wpisz właściwe znaki: <, >, =.



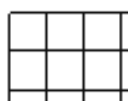
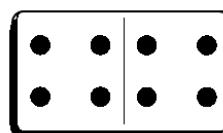
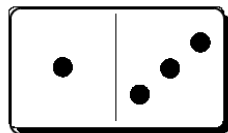
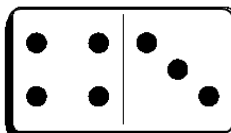
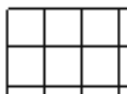
.....



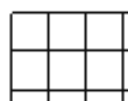
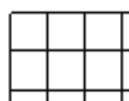
.....



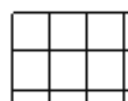
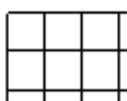
.....



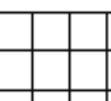
.....




.....



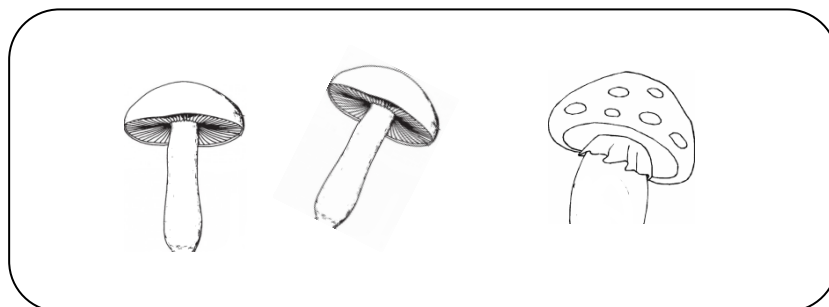
.....



5. Policz jesienne dary. Uzupełnij liczby w kratkach.



2 i 2 to 



2 i 1 to 