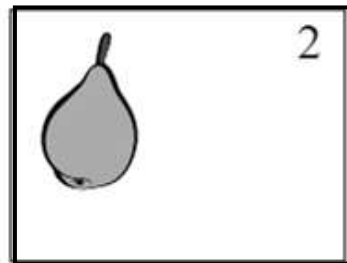

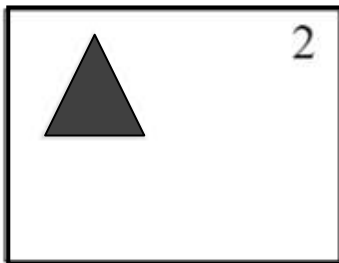

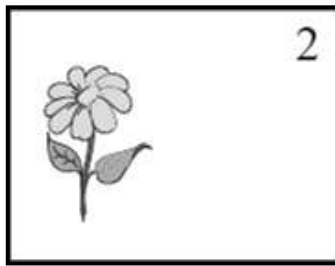




1. Pod każdym drzewem narysuj 2 jabłka.











2. Dorysuj lub skreśl.




3. Otocz pętlami po 2 gruszki.



4. Połącz rysunki z odpowiednimi liczbami.

											
1	2	3	1	2	3	1	2	3	1	2	3
											

5. Policz rybki w pierwszym akwarium i narysuj o 2 rybki mniej w drugim akwarium. Dwie rybki pokoloruj na żółto.



6. Pokoloruj drugi grzyb z prawej strony na brązowo, zaś drugi grzyb z lewej strony na pomarańczowo.

